
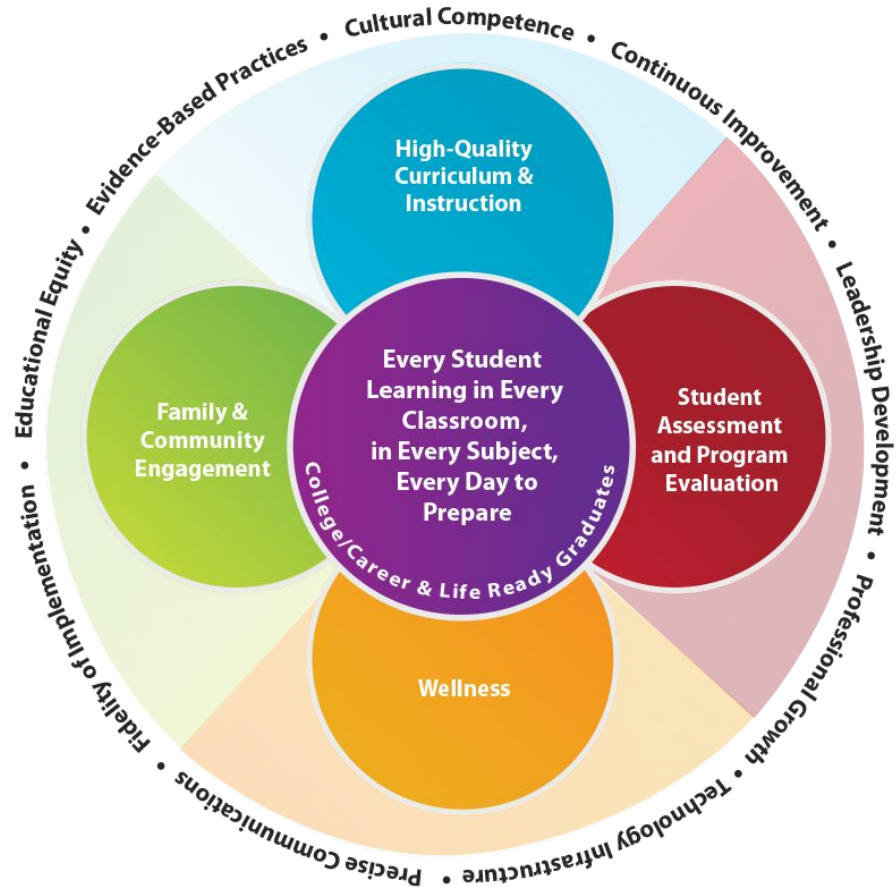
The background features a collection of colorful circles and dashed lines. On the left, there is a large teal circle with a white center, a smaller teal circle, and a dashed teal circle. Below these are a lime green circle with a dashed border, a small orange circle, and a green circle with a white center. On the right, there is a large lime green circle, a smaller green circle with a dashed border, a pink circle, an orange circle, and a large yellow circle with a white center. A dashed grey line curves across the top and right sides of the page.

Please type  
any questions  
in the chat.  
We will begin  
soon.

The background features a white space with several decorative elements: a large teal ring in the top-left, a large yellow ring in the bottom-right, and various solid and dashed circles in shades of teal, lime green, orange, and pink. A light blue dashed line curves across the page, passing behind the text.

# Let's Open the GATE: Young, Talented, and Identified

November 17, 2021



# Gifted and Talented Education

## What is it?

- ❖ An enrichment program
- ❖ Access to new opportunities at your schools
- ❖ A chance to explore interests
- ❖ Expanding the curriculum

## What it is not?

- ❖ A separate class
- ❖ Moving to a new school
- ❖ A magnet program
- ❖ A different curriculum
- ❖ Extra Credit

A decorative graphic on the left side of the slide. It features a large orange circle in the center. Surrounding it are several other circles: a large cyan circle at the top left, a smaller cyan circle below it, a small pink circle at the top, a yellow circle with a dashed border and a white center at the top right, a lime green circle at the bottom left, and a small green circle with a white center at the bottom. A dashed cyan line is also visible at the top left.

## Elementary and Class Placement

GATE is not an indicator  
of student behavior or of  
success in the classroom



# Opening the door to opportunities for your student:

- ❖ Explore interests
- ❖ Focus on area of strength
- ❖ Develop new passions
- ❖ Navigating their education, K-12 and beyond

# Diversity in Gifts

## Five Areas of Identification:

- ❖ Cognitive
- ❖ Academic
- ❖ Visual and Performing Arts
- ❖ Creative
- ❖ Leadership


The background features several overlapping circles in various colors: orange, yellow, green, teal, and pink. Some circles are solid, while others are dashed. A large, light blue dashed circle is centered behind the text.

# ● How are Students Identified?



# Ways to be GATE Identified

3rd & 4th  
Grades



## COGNITIVE

Universal  
NNAT  
Testing

3rd-8th  
Grades



## PORTFOLIOS

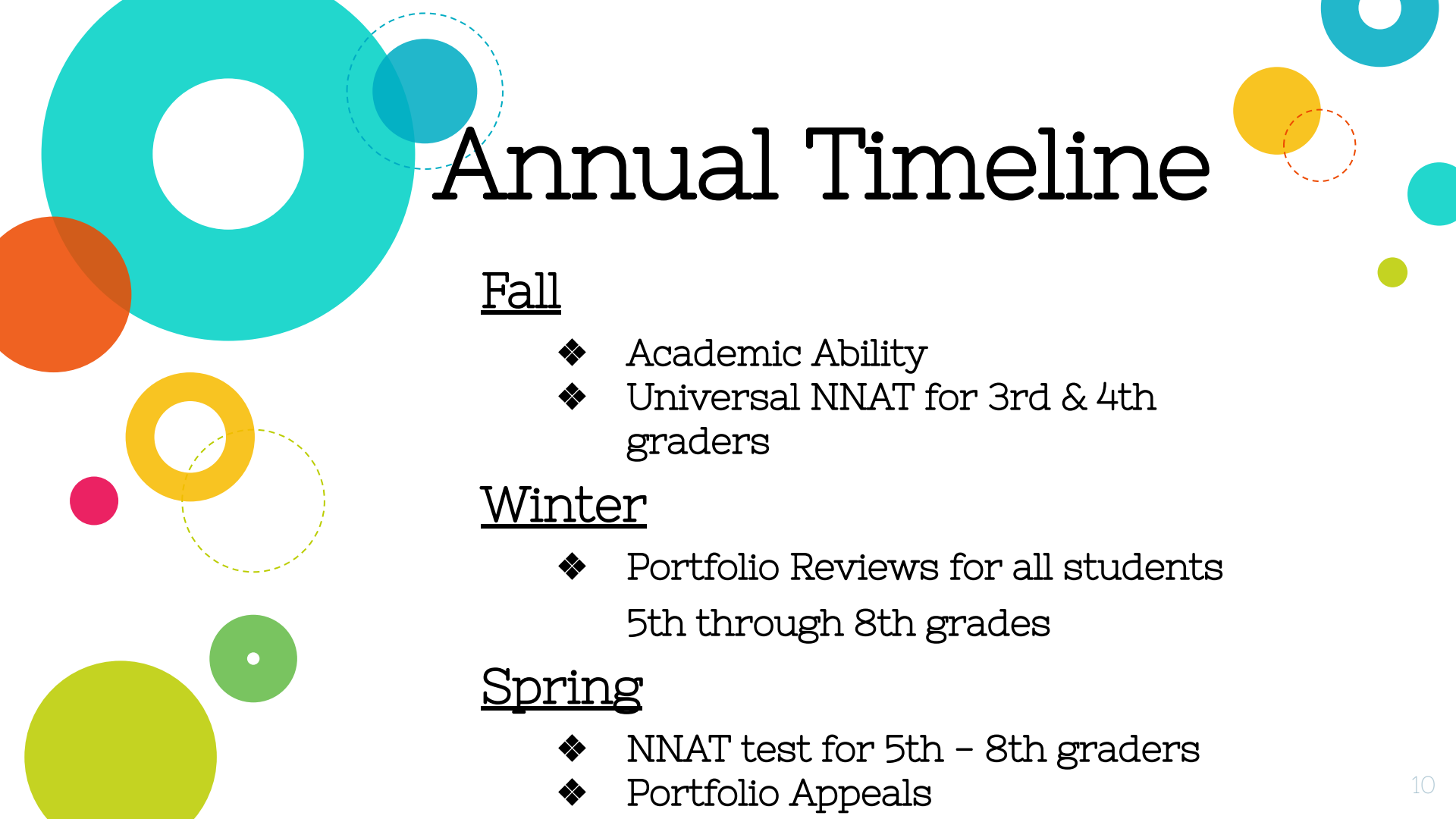
Leadership,  
Visual and  
Performing  
Arts,  
Creativity

3rd-8th  
Grades



## ACADEMIC

English  
Language Arts  
and  
Mathematics



# Annual Timeline

## Fall

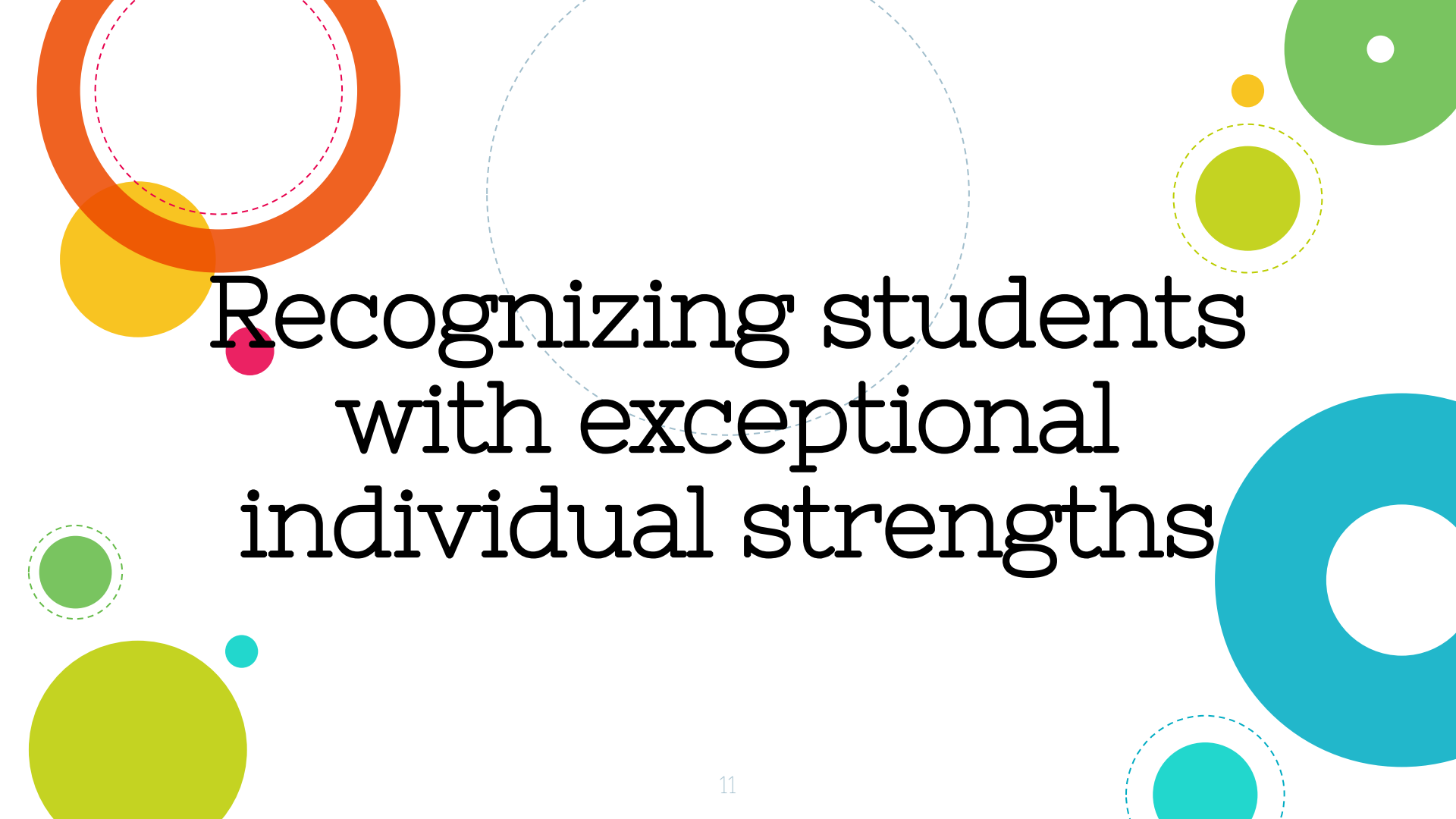
- ❖ Academic Ability
- ❖ Universal NNAT for 3rd & 4th graders

## Winter

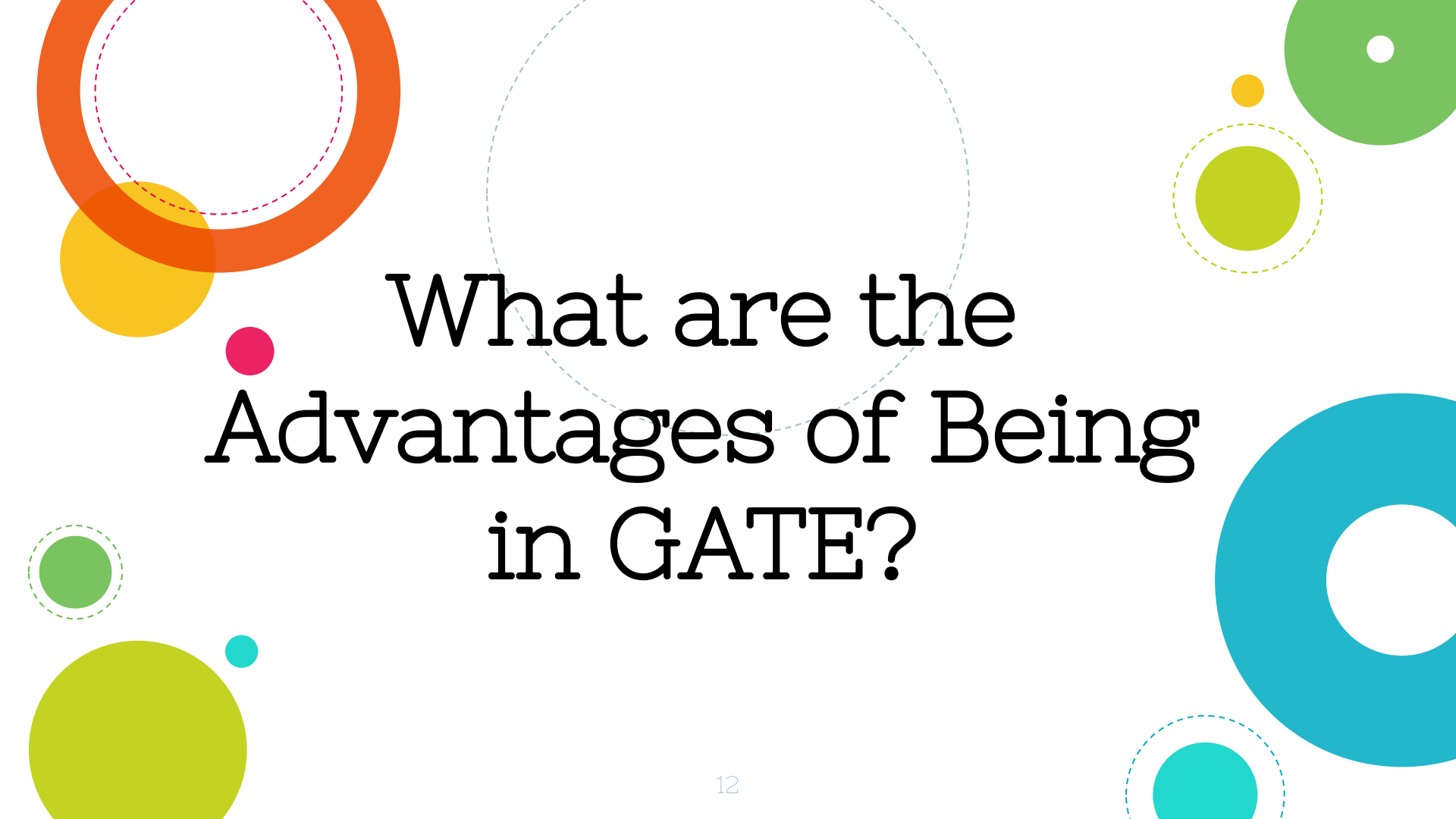
- ❖ Portfolio Reviews for all students  
5th through 8th grades

## Spring

- ❖ NNAT test for 5th - 8th graders
- ❖ Portfolio Appeals

The background features several overlapping circles in various colors: orange, yellow, green, blue, and pink. Some circles are solid, while others are dashed. A large, faint dashed circle is centered behind the text.

# Recognizing students with exceptional individual strengths



What are the  
Advantages of Being  
in GATE?



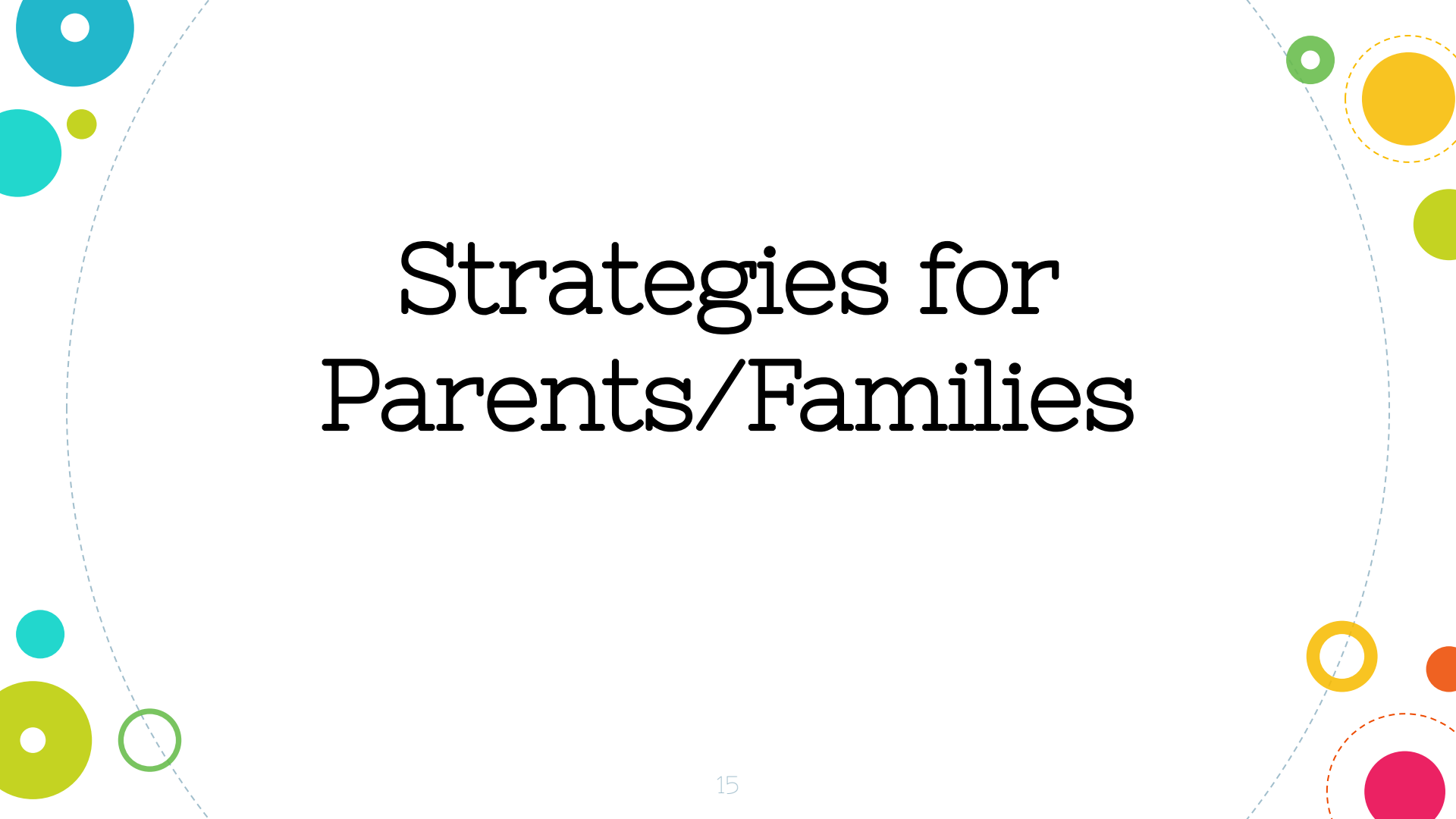
## Around the District

- ◎ Enrichment and exploration opportunities
- ◎ Engagement
- ◎ Transition elementary > middle > high school
- ◎ Honors, AP, and IB

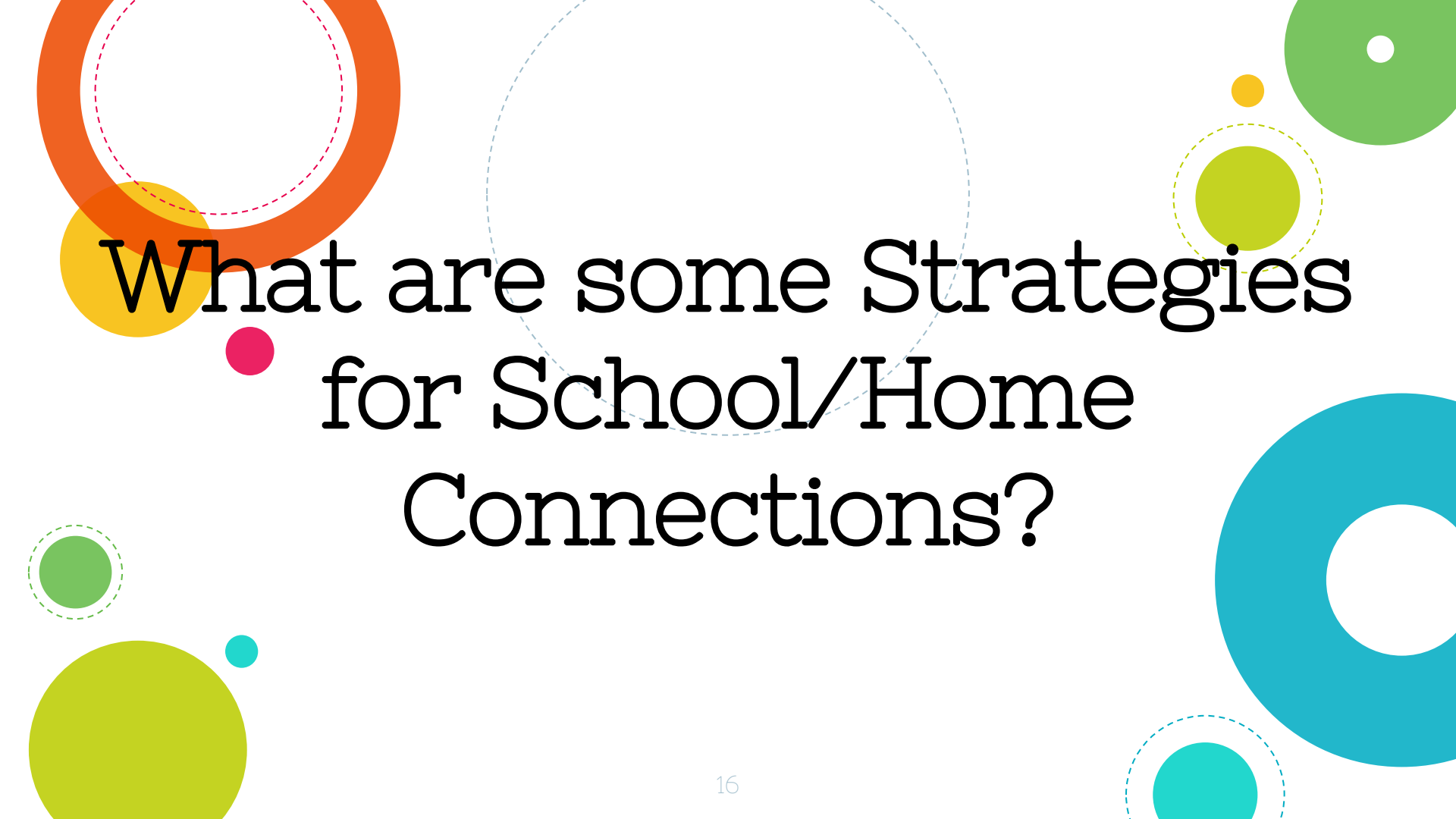


# At Our School

- ◎ Field trip
- ◎ Newspaper
- ◎ Art Club
- ◎ Chess Club
- ◎ CREST Club
- ◎ Media Broadcasting
- ◎ Spelling Bee
- ◎ Academic Contest
- ◎ Guest Presenters

A decorative border composed of various colored circles (blue, green, yellow, orange, pink) and dashed lines in light blue and grey, framing the central text.

# Strategies for Parents/Families

The background features several decorative elements: a large orange ring in the top left, a large teal ring in the bottom right, and various solid and dashed circles in colors like green, yellow, pink, and cyan. A large, faint dashed blue circle is centered behind the text.

# What are some Strategies for School/Home Connections?





# Parent Agency

- ❖ Ask what teachers are doing to support students
- ❖ Academies
- ❖ Collaboration between school sites and families GATE site enrichments
- ❖ Access to Honors, AP/IB
- ❖ Confidence of achievement

A decorative graphic consisting of a large, light blue dashed circle that frames the central text. Various colored circles (solid and hollow) in shades of teal, green, yellow, orange, and pink are scattered around the perimeter of the dashed circle.

How can I get involved  
and engaged?



# What support is needed at our school?

- ◆ Individuals that have been fingerprinted can provide specialty classes/workshops for the kids.

➤ Examples include:

- Coding
- Robotics
- Medical field
- VAPA



# What is happening around the district for GATE Enrichment?

- ❖ Capital Region Engineering Science and Technology (CREST)
- ❖ Robotics and Coding
- ❖ Music, Theatre, Arts
- ❖ Newspaper, Creative Writing
- ❖ After School Programs

# Questions and Comments





# How to Contact Me

Mrs. Kolpacoff

[kkolpaco@egusd.net](mailto:kkolpaco@egusd.net)

916-714-0654

A decorative graphic featuring a large, light blue dashed circle that frames the central text. Various solid-colored circles in shades of teal, green, yellow, orange, and pink are scattered around the perimeter. Some circles are solid, while others are dashed outlines. A large teal ring is in the top left, a yellow ring is in the bottom right, and a green ring with a white center is in the bottom left.

Thank You